

PRESYS®

Dry Block
Temperature
Calibrators

Universal
Process
Calibrators

Dry Block Temperature Calibrators

New Advanced
TA Series

Automatic
Pressure
Calibrators

SMART CALIBRATORS

CMMS - ERP

Ready for Industry 4.0
and DCC

HART
COMMUNICATION PROTOCOL

PROFI
BUS



www.presys.com.br

TA Temperature Calibrators

The New TA Advanced Temperature Calibrators are the result of our 20 years experience in dry block calibrators manufacturing.

The calibration of your sensors has never been so easy with the TA user-friendly interface on its large touch screen. You can get now a calibration test report at your finger tip without installing any specific software.

The TA makes it all! It has an internal temperature standard, a calibrator for your DUT (Device Under Test) measurements and an internal powerful processor to control the automatic cycling and generates the calibration reports.

The TA dry block will also connect easily to your metrology or CMMS (Computerized Maintenance Management System) applications as it has an open and documented protocol as well as different modern way to communicate through an Ethernet, Wi-Fi or USB interface.

TA series are available for a wide temperature range from $-60\text{ }^{\circ}\text{C}$ to $1200\text{ }^{\circ}\text{C}$ covering most of your industrial temperature calibration needs and they are conform to EURAMET/cg-13/V03, EA Guidelines.

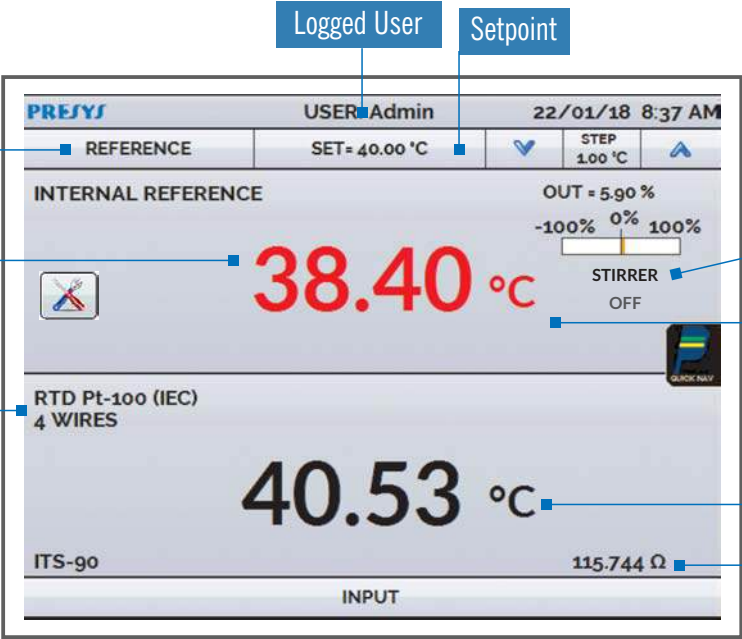


Common features of our TA Advanced Series

- ▶ 5.7" Touch Screen Color Display. Dual Core 1 GHz processor and Flash memory of 16 GB.
- ▶ Electric Power Supply: 115 or 230 Vac, 50/60 Hz.
- ▶ Unit/Temperature Scales: $^{\circ}\text{C}$, $^{\circ}\text{F}$ and K, IPTS-68 or ITS-90, user selectable.
- ▶ Ethernet, Wi-Fi via USB/Ethernet router adapter, Serial USB with SCPI protocol.
- ▶ Host/Device USB port.
- ▶ Optional HART[®] Communication, HART[®] Digital Calibration.
- ▶ Input Thermocouple: J, K, T, N, L: $\pm 0.2\text{ }^{\circ}\text{C}$ @ $660\text{ }^{\circ}\text{C}$ / E: $\pm 0.1\text{ }^{\circ}\text{C}$ @ $660\text{ }^{\circ}\text{C}$ / R, S, C: $\pm 0.7\text{ }^{\circ}\text{C}$ @ $660\text{ }^{\circ}\text{C}$.
- ▶ CJC Accuracy: $\pm 0.2\text{ }^{\circ}\text{C}$.
- ▶ Input RTD: 2, 3, 4 Wires / Pt-100, Pt-1000 / $\pm 0.1\text{ }^{\circ}\text{C}$.
- ▶ Thermostats Automatic Test and Reporting.
- ▶ Input Current: -1 to 24.5 mA, $\pm 0.01\%$ FS.
- ▶ Transmitter Power Supply: 24 Vdc regulated.
- ▶ External Reference Sensor Input (TC for TA-1200P).
- ▶ Automatic self-calibration using external reference probe.
- ▶ Temperature Ramp Setting.

User-friendly Interface

With an easy, clear and intuitive interface, available in different languages, you will be ready to do your first calibration after a few minutes.

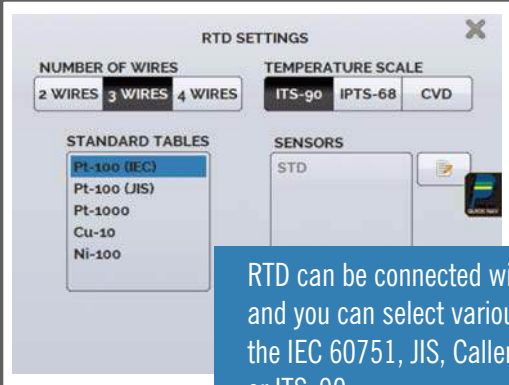


The main interface displays the following information:

- Logged User:** USER Admin
- Setpoint:** SET = 40.00 °C
- Reference Selection:** REFERENCE
- Stabilizer Indicator:** A small icon of a stabilizer.
- Selected Input:** RTD Pt-100 (IEC) 4 WIRES
- Display of Reference Temperature:** 38.40 °C
- Stirrer Activation and Velocity:** OUT = 5.90 %, STIRRER OFF
- DUT Value in Degrees:** 40.53 °C
- Electrical Signal Value (Ohms, mV, mA):** 115.744 Ω

Inputs

The TA dry block has an internal high-performance calibrator able to read inputs for mA, Thermocouples, RTDs, Thermoswitches as well (optional) digital signals such as Hart® or Profibus®.



RTD SETTINGS

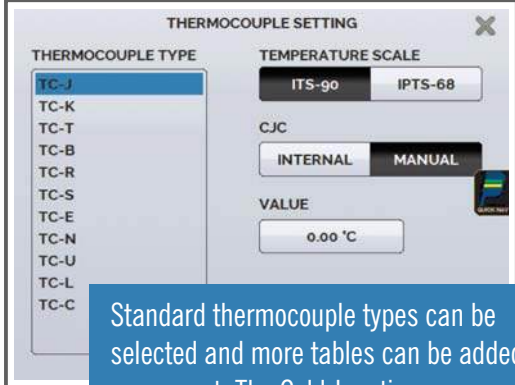
NUMBER OF WIRES: 2 WIRES, 3 WIRES, 4 WIRES

TEMPERATURE SCALE: ITS-90, IPTS-68, CVD

STANDARD TABLES: Pt-100 (IEC), Pt-100 (JIS), Pt-1000, Cu-10, Ni-100

SENSORS: STD

RTD can be connected with 2, 3 or 4 wires and you can select various tables such as the IEC 60751, JIS, Callendar Van Dusen or ITS-90.



THERMOCOUPLE SETTING

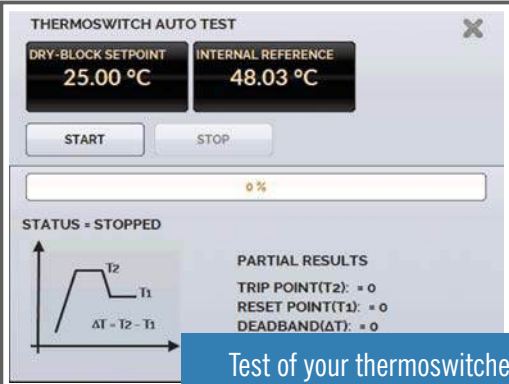
THERMOCOUPLE TYPE: TC-J, TC-K, TC-T, TC-B, TC-R, TC-S, TC-E, TC-N, TC-U, TC-L, TC-C

TEMPERATURE SCALE: ITS-90, IPTS-68

CJC: INTERNAL, MANUAL

VALUE: 0.00 °C

Standard thermocouple types can be selected and more tables can be added on request. The Cold Junction Compensation can be internal or external.



THERMOSWITCH AUTO TEST

DRY-BLOCK SETPOINT: 25.00 °C

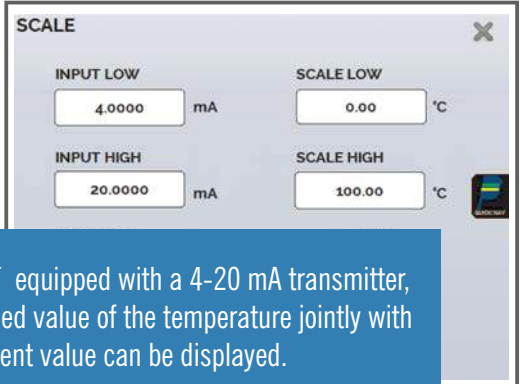
INTERNAL REFERENCE: 48.03 °C

START, STOP

STATUS: STOPPED

PARTIAL RESULTS: TRIP POINT(T2): = 0, RESET POINT(T1): = 0, DEADBAND(ΔT): = 0

Test of your thermoswitches can be performed automatically.



SCALE

INPUT LOW: 4.0000 mA

SCALE LOW: 0.00 °C

INPUT HIGH: 20.0000 mA

SCALE HIGH: 100.00 °C

For DUT equipped with a 4-20 mA transmitter, the scaled value of the temperature jointly with the current value can be displayed.

Automatic Temperature Cycling (Tasks)

Automatic tasks can be easily created and executed to issue a final calibration report with our Advanced TA Calibrator.

See for yourself how easy and fast can be an automatic calibration !

First step is to create a task by entering the relevant data of the calibration you will perform.



Communication with your calibration software applications such as ISOPLAN® are encrypted to assure the integrity of your calibration data in accordance with 21 CFR Part 11. When activated by the administrator, the XML data file with calibration information will be encrypted.

You can create tasks using the touch screen display or by connecting remotely from your computer to the TA. Other methods are also possible such as sending task from your application using our XML description or from an existing Excel™ application. The TA dry block can also pick-up a task directly on a remote server. All these possibilities are described and documented in our communication manual.

A screenshot of the 'OPEN TEMPLATE' form. It contains several input fields: 'CREATED BY' (John), 'MANUFACTURER' (Burns Engineering), 'MODEL' (Sanitary sensor), 'MESSAGE' (empty), 'PLANT' (Stella Artois), 'SERIAL N.' (Y12345), 'TAG' (TE001), 'ERROR SOURCE' (FS), 'LEAD TIME(s)' (180), and 'MAX ERROR (%)' (0.30). Each field has a small 'x' icon to its right. At the bottom, there are three tabs: 'Task info', 'AsFound/AsLeft', and 'Review and Save'.

Information about your DUT can be entered such as the model, location, serial number, TAG name and the accepted tolerance.

You can define the temperature setpoints and expected results, different type of cycles, up, down, up and down, down and up and the number of cycles that you want the dry block to perform.

A screenshot showing two task configuration screens, 'AS FOUND' and 'AS LEFT'. Each screen has fields for 'EXPECTED' and 'POINT' (both in °C), a 'REP.' field (1 for AS FOUND, 3 for AS LEFT), an 'AUTO' button, and a 'STRATEGY' section with four icons. Below these is a 'RANGE' field set to '0.00' to '100.00' °C. At the bottom, there are three tabs: 'Task info', 'AsFound/AsLeft', and 'Review and Save'.

Access the Remote Server

When your task has been created, you can go to the task list to be performed and choose the task you need to execute.

During the execution of the tasks, the TA will display the status of the execution showing the setpoint, the value of the reference and the auxiliary input.

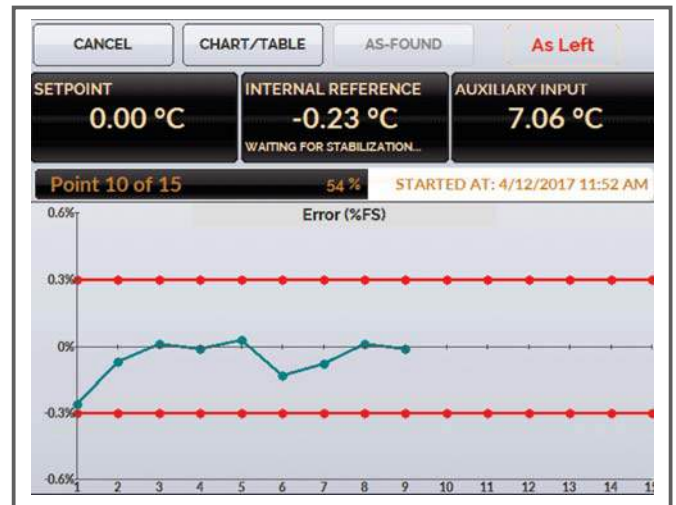
A screenshot of the 'TASK SELECTION' screen. It has a 'REMOTE SERVER' button at the top right. Below it, a list of tasks is shown, with 'TE001' selected. To the right, the 'TASK DETAILS' are displayed: 'CREATED IN:', 'INSTRUMENT DETAILS:', 'TAG: TE001', 'SERIAL NUMBER: Y12345', 'MODEL: Sanitary sensor', 'MANUFACTURER: Burns Engineering', 'INPUT RANGE: 0 TO 100 °C', 'OUTPUT RANGE: 0 TO 100 °C (RTD FOUR)', 'MAX ERROR = 0.3% FS (FS = 100 °C)', and 'LEAD TIME: 180 s'. At the bottom, there are two radio buttons: 'WAITING' (selected) and 'PERFORMED', and two buttons: 'DELETE' and 'OK'.

When the dry block is reaching the setpoint, it will wait the defined stabilization time before registering the auxiliary input value.

Graphic is showing the values and the defined error limits.

You can switch easily during the execution from the graphic display to the values.

<div> <div>PRINT</div> <div>USB</div> <div>CLEAR AS-LEFT</div> </div>				
PERFORMED BY: John				
POINT	EXPECTED	OBTAINED	ABS. ERR.	F.SCALE ERR.
100.00 °C	100.00 °C	99.74 °C	-0.26 °C	-0.260%
75.00 °C	75.00 °C	74.93 °C	-0.07 °C	-0.070%
50.00 °C	50.00 °C	50.01 °C	0.01 °C	0.010%
25.00 °C	25.00 °C	24.99 °C	-0.01 °C	-0.010%
0.00 °C	0.00 °C	0.03 °C	0.03 °C	0.030%
100.00 °C	100.00 °C	99.87 °C	-0.13 °C	-0.130%
75.00 °C	75.00 °C	74.92 °C	-0.08 °C	-0.080%
50.00 °C	50.00 °C	50.01 °C	0.01 °C	0.010%
25.00 °C	25.00 °C	24.99 °C	-0.01 °C	-0.010%
0.00 °C	0.00 °C	0.01 °C	0.01 °C	0.010%
100.00 °C	100.00 °C	99.89 °C	-0.11 °C	-0.110%
75.00 °C	75.00 °C	74.94 °C	-0.06 °C	-0.060%
AS-FOUND	AS-LEFT	AS-FOUND ERR.	AS-LEFT ERR.	DETAILS



When the task is finished, several actions can be taken. You can print the report directly to the connected printer.

The calibration report will contain all the sensor information, the calibration information of your dry block and the calibration results.

Configuration

We provide a protected access to the calibration menu of the TA, so that you can send it to any good calibration laboratory in case an adjustment is needed.

Several languages availables:
English, Spanish, French, Portuguese,
Italian, Russian

ADJUST CAL. Friday, September 30, 2016

SHOW LAST CALIB.

TOUCH SCREEN OPTIONS

PRINTER CONFIG

SCREEN BRIGHTNESS

SECURITY OPTIONS

CALIBRATOR IDENTIFICATION

SOUND OPTIONS

LANGUAGE: English (United States)

DATE AND TIME NETWORK SERVICES SYSTEM

Users manager

xvadmin

Login:

John

Clear CANCEL OK

DELETE... Sign... Picture...

User access can be defined with different types of rights such as operator, technician or administrator.

Their signature that appears on the reports can be entered directly on the touch screen.

The user with operator right will have a limited access to some functions such as the creation of calibration tasks.

Connectivity and Communication

Various ways to communicate for the user and from applications are available on the TA Series. By connecting your PC on the USB port, the TA will behave as a Mass Storage Device allowing you to retrieve tasks in XML, PDF or CSV (Comma-separated values) format. Connecting the TA on your IP network, several ways are available to get access to the TA system.

- You can access the task folder using the standard network Windows® File System.
- Sending and retrieving tasks file can be done through the HTTP protocol using a WebApi programming interface.
- You can have a remote access from your computer using VNC Software.
- You can access the TA Calibrator using a standard browser through the integrated Web Server.



Ready for the Industry 4.0

The TA Calibrators can communicate with our other calibrators such as the MCS-XV Universal Process Calibrator to share resources. These extended connectivity features make the TA dry block a calibrator ready for the Industry 4.0 able to communicate with any CMMS application.

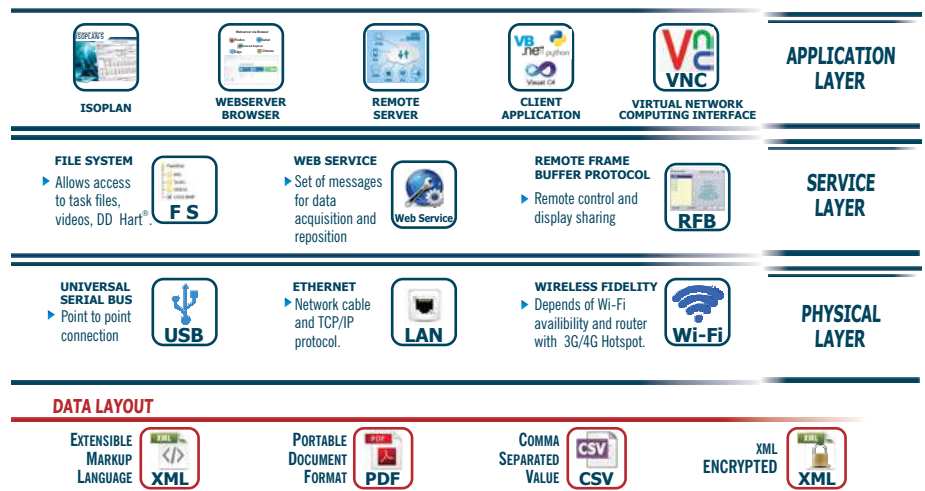
All these functions can be activated or deactivated in the configuration menu and also protected by a password.

Communication USB/SERIAL
SCPI Protocol

Remote Server Access Path

METROLOGY 4.0 CONNECTIVITY

- ◆ Total connectivity through various different means.
- ◆ Internal files within the calibrator in differentiated and encrypted formats.
- ◆ Use of different application layers for remote operation.



Calibration Report

It can be complemented with your company logo and your signature that are stored in the TA.

Other possibilities are offered:

- ◆ Sending the results to a USB pendrive (PDF, XML and CSV).
- ◆ Accessing with our Web Server application.
- ◆ Sending back the results to a Remoter Server.

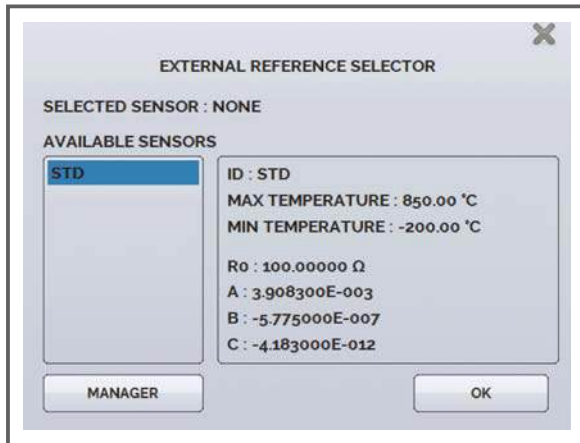
CALIBRATION REPORT					PRESYS
TAG: TE001			MODEL: Sanitary sensor		
SERIAL NUMBER: Y12345			MANUFACTURER: Burns Engineering		
OUTPUT RANGE 0 TO 100 °C (RTD FOUR)					
INPUT RANGE: 0 TO 100 °C					
STANDARD:					
MANUFACTURER	SERIAL NUMBER	MODEL	NEXT CAL.	CERTIFICATE NUMBER	
PRESYS	350.07.16	TA-25NL	----	----	
As-found performed by: John Doe					
POINT	EXPECTED	OBTAINED	ERROR	F.SCALE ERR.	PASS/FAIL
100.00 °C	100.00 °C	99.90 °C	-0.10 °C	-0.100%	Pass
75.00 °C	75.00 °C	74.95 °C	-0.05 °C	-0.050%	Pass
50.00 °C	50.00 °C	50.02 °C	0.02 °C	0.020%	Pass
25.00 °C	25.00 °C	25.00 °C	0.00 °C	0.000%	Pass
0.00 °C	0.00 °C	0.04 °C	0.04 °C	0.040%	Pass
DOCUMENT CREATED : 12/04/17			RESPONSIBLE		
Document created : 12/04/17					

SCANNY-8000



- ✓ Increase the capacity of 1 universal channel up to 8 universal channels (RTD, TC, mA).
- ✓ Allows simultaneous grouping of multiple scanners in RS-485 communication and bluetooth.
- ✓ LED indication of the selected channel.
- ✓ Manual or automatic selection mode.
- ✓ Equipped with low thermoelectric potential electromechanical relays ensuring galvanic isolation and high accuracy of the selected signal.

External Reference Sensor



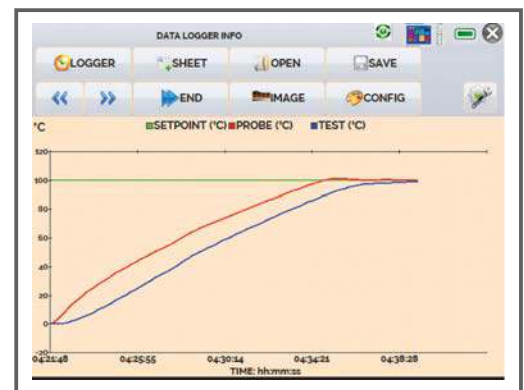
TA dry blocks are provided with an input for an external reference sensor that can be used to improve the accuracy, eliminate the offset and loading effect or work with the specific liquid stirred bath insert, black body insert or sanitary insert.

When selected, the external sensor will be used to control the block temperature.

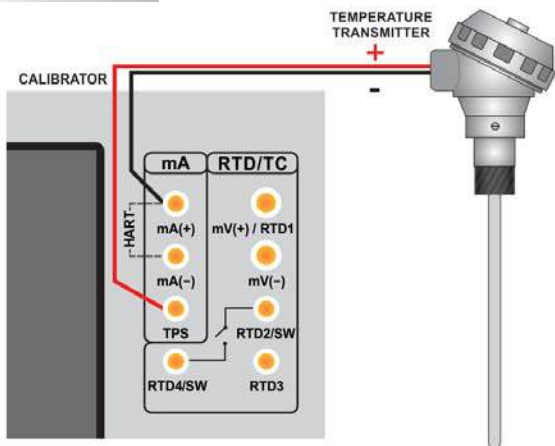
You can easily enter the calibration curve parameters of your sensor (*Callendar-Van Dusen* or *ITS-90*) as well as a temperature protection. By using this external sensor, you can perform an automatic verification and recalibration of the internal sensor without the need to send your dry block to a laboratory.

Data Logger

The TA Series Calibrators allow you to record series of measurements overtime to display data in chart or table format.



Hart® / Profibus Communication (Optional)



TA calibrators can be used to read and adjust HART® or / and Profibus® instrument parameters. An automatic calibration can be done directly by digital HART® or the value of the Profibus® process variable (PV) can be read without the need for another communicator.

Through the Bluetooth communication and using PACTware configuration software for field instruments, you will have access to all the parameters of the Profibus® temperature transmitters.



Technical Specifications

TA-25N / TA-35N / TA-50N

-50 to 155 °C



Models

	TA-25N	TA-35N	TA-50N
Operating Range ambient temperature: 23 °C	-25 °C to +155 °C	-35 °C to +155 °C	-50 °C to +155 °C
Display Accuracy:	± 0.1 °C Full range	± 0.1 °C Full range	± 0.1 °C Full range
Resolution:	0.01 °C	0.01 °C	0.01 °C
Stability:	± 0.02 °C	± 0.02 °C	± 0.02 °C
Axial Uniformity (40 mm) Dry Block:	± 0.05 °C Full range	± 0.06 °C Full range	± 0.07 °C Full range
Radial Uniformity Dry Block:	± 0.01 °C Full range	± 0.01 °C Full range	± 0.02 °C Full range
Heating Time:	10 min (25 °C to 140 °C)	16 min (25 °C to 140 °C)	11 min (25 °C to 140 °C)
Cooling Time:	11 min (25 °C to -25 °C)	16 min (25 °C to -35 °C)	25 min (25 °C to -50 °C)
Electric Power:	200 W	300 W	400 W
Well Diameter x Depth:	Ø 25.4 mm (1") x 124 mm	Ø 25.4 mm (1") x 124 mm	Ø 25.4 mm (1") x 124 mm
Weight:	10.5 kg	10.5 kg	12.5 kg
Dimension (HxWxD):	260 x 200 x 305 mm	315 x 200 x 305 mm	315 x 200 x 305 mm

Order Code

TA-25N / TA-35N / TA-50N - ☐ - IN ☐ ☐ - ☐ ☐ - ☐ ☐

Power Supply

1 - 115 Vac 2 - 230 Vac

Included Insert

Choose from those listed below

Hart® Communication

NH - No Hart® Communication

CH - Hart® Calibrator (basic commands: zero, span, trim mA)

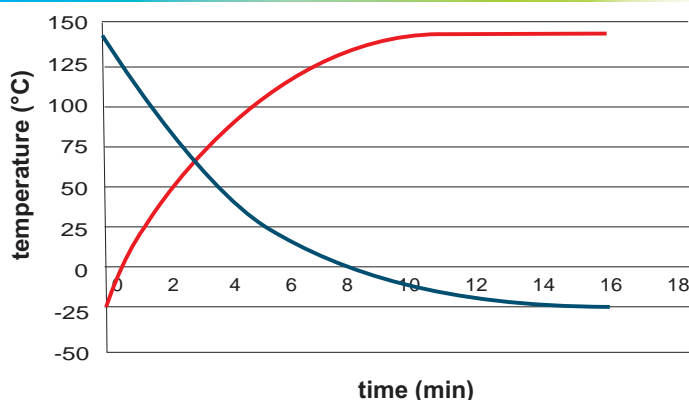
FH - Full-Hart® Configurator, with DD library from FieldComm Group.

Profibus® Communication

NP - No Profibus® Communication

PB - Profibus® PA Communication

TA-25N Dry Block is fast, really fast!



Technical Specifications

TA-25NL / TA-35NL / TA-45NL / TA-60NL

Multifunctional Large Calibration Volume



Models

	TA-25NL	TA-35NL	TA-45NL	TA-60NL
Operating Range ambient temperature: 23 °C	-25 °C to +155 °C	-35 °C to +155 °C	-45 °C to +155 °C	-60 °C to +150 °C
Display Accuracy:	± 0.1 °C Full range	± 0.1 °C Full range	± 0.1 °C Full range	± 0.10 °C Full range
Resolution:	0.01 °C	0.01 °C	0.01 °C	0.01 °C
Stability:	± 0.02 °C	± 0.02 °C	± 0.02 °C	± 0.025 °C
Axial Uniformity (40 mm) Dry Block:	± 0.06 °C Full range	± 0.06 °C Full range	± 0.08 °C Full range	± 0.04 °C Full range
Radial Uniformity Dry Block:	± 0.02 °C Full range	± 0.02 °C Full range	± 0.025 °C Full range	± 0.02 °C Full range
Axial Uniformity (40 mm) Stirred Liquid:	± 0.025 °C Full range	± 0.025 °C Full range	± 0.025 °C Full range	± 0.025 °C Full range
Radial Uniformity Stirred Liquid:	± 0.02 °C Full range	± 0.02 °C Full range	± 0.02 °C Full range	± 0.02 °C Full range
Heating Time:	25 min (25 °C to 140 °C)	25 min (25 °C to 140 °C)	20 min (25 °C to 140 °C)	30 min (25 °C to 140 °C)
Cooling Time:	20 min (25 °C to -25 °C)	30 min (25 °C to -35 °C)	40 min (25 °C to -45 °C)	60 min (25 °C to -60 °C)
Electric Power:	300 W	400 W	450 W	870 W
Well Diameter x Depth:	Ø 35 mm x 160 mm	Ø 35 mm x 160 mm	Ø 35 mm x 160 mm	Ø 35 mm x 160 mm
Weight:	12.0 kg	11.3 kg	12.0 kg	17.0 kg
Dimension (HxWxD):	200 x 290 x 310 mm	200 x 290 x 310 mm	200 x 290 x 310 mm	370 x 306 x 450 mm

Order Code

TA-25NL / TA-35NL / TA-45NL / TA-60NL - ☐ - IN ☐ ☐ - ☐ ☐ - ☐ ☐ - ☐ ☐ - ☐ ☐ - ☐ ☐ ☐ ☐

Power Supply

1 - 115 Vac 2 - 230 Vac

Included Insert

Choose from those listed below

Optional

AG - Stirred Liquid Insert

Optional

BB - Black Body Insert

Hart® Communication

NH - No Hart® Communication

CH - Hart® Calibrator (basic commands: zero, span, trim mA)

FH - Full-Hart® Configurator, with DD library from FieldComm Group.

Profibus® Communication

NP - No Profibus® Communication

PB - Profibus® PA Communication

ETR - Extended Temperature Range up to 200 °C

Consider an additional 10-minute time.



Technical Specifications

TA-35NLL / TA-45NLL / TA-300PLL

Multifunctional Large Calibration Volume

-45 to 300 °C



Models

	TA-35NLL	TA-45NLL	TA-300PLL
Operating Range ambient temperature: 23 °C	- 35 °C to 140 °C	- 45 °C to 140 °C	from ambient temperature to 300 °C
Display Accuracy:	± 0.1 °C	± 0.1 °C	± (0.1 °C + 0.1% of reading)
Resolution:	0.01 °C	0.01 °C	0.01 °C
Stability:	better than ± 0.01 °C	± 0.01 °C	better than ± 0.01 °C
Radial Uniformity (homogeneity):	< 0.007 °C (Stirred Liquid)	< 0.007 °C (Stirred Liquid)	< 0.008 °C (Stirred Liquid at 180 °C)
Axial Uniformity (homogeneity):	< 0.008 °C (Stirred Liquid)	< 0.008 °C (Stirred Liquid)	< 0.01 °C (Stirred Liquid at 180 °C)
Heating Time:	60 min (25 °C to 140 °C)	50 min (25 °C to 140 °C)	25 min (25 °C to 300 °C)
Cooling Time:	70 min (25 °C to -35 °C)	60 min (25 °C to -45 °C)	100 min (300 °C to 100 °C)
Electric Power:	450 W	870 W	1000 W
Well Diameter x Depth:	Ø 59 mm x 170 mm	Ø 59 mm x 170 mm	Ø 59 mm x 200 mm
Weight:	14.8 kg	17 kg	11.0 kg
Dimension (HxWxD):	399 x 199 x 353 mm	370 x 306 x 450 mm	380 x 200 x 305 mm

Order Code

TA-35NLL / TA-45NLL / TA-300PLL - ☐ - ☐ A ☐ G IN ☐ ☐ - ☐ ☐ ☐ ☐

Power Supply

1 - 115 Vac 2 - 230 Vac

Included Insert

AG - Stirred Liquid Kit

Optional

Choose from those listed below.

Hart® Communication

NH - No Hart® Communication

CH - Hart® Calibrator (basic commands: zero, span, trim mA)

FH - Full-Hart® Configurator, with DD library from FieldComm Group.

Profibus® Communication

NP - No Profibus® Communication

PB - Profibus® PA Communication



Inserts	Holes	TA-35NLL	TA-45NLL	TA-300PLL
IN01	7 x 6mm and 1 x 1/4"	06.04.0189-00	06.04.0137-00	
IN02	8 x 1/4"	06.04.0190-00	06.04.0138-00	
IN03	2 x 3mm, 2 x 6mm, 2 x 1/4" and 2 x 8mm	06.04.0191-00	06.04.0098-00	
IN04	2 x 6mm, 2 x 8mm, 2 x 3/8" and 1 x 1/4"	06.04.0192-00	06.04.0139-00	
IN10	Other, under ordering		06.04.0140-00	

Technical Specifications

TA-350PL / TA-700PL

up to 700 °C



Models

	TA-350PL	TA-700PL
Operating Range ambient temperature: 23 °C	from ambient temperature to 350 °C	from ambient temperature to 700 °C
Display Accuracy:	$\pm (0.1\text{ °C} + 0.1\% \text{ of reading})$	$\pm (0.1\text{ °C} + 0.1\% \text{ of reading})$
Resolution:	0.01 °C	0.01 °C
Stability:	$\pm 0.05\text{ °C}$	$\pm 0.05\text{ °C}$
Radial Uniformity (homogeneity)	$\pm 0.04\text{ °C @ } 50\text{ °C}$ $\pm 0.04\text{ °C @ } 150\text{ °C}$ $\pm 0.12\text{ °C @ } 350\text{ °C}$	$\pm 0.05\text{ °C @ } 50\text{ °C}$ $\pm 0.10\text{ °C @ } 300\text{ °C}$ $\pm 0.20\text{ °C @ } 660\text{ °C}$
Axial Uniformity (homogeneity) (40 mm)	$\pm 0.05\text{ °C @ } 50\text{ °C}$ $\pm 0.10\text{ °C @ } 150\text{ °C}$ $\pm 0.35\text{ °C @ } 350\text{ °C}$	$\pm 0.10\text{ °C @ } 50\text{ °C}$ $\pm 0.20\text{ °C @ } 300\text{ °C}$ $\pm 0.40\text{ °C @ } 700\text{ °C}$
Heating Time:	13 min (50 °C to 350 °C)	30 min (50 °C to 700 °C)
Cooling Time:	12 min (350 °C to 100 °C)	140 min (660 °C to 100 °C)
Electric Power:	500 W	1000 W
Well Diameter x Depth:	Ø 34.4 mm x 174 mm	Ø 36 mm x 155 mm
Weight:	8.2 kg	10.5 kg
Dimension (HxWxD):	315 x 200 x 305 mm	315 x 200 x 305 mm

Order Code

TA-350PL / TA-700PL - ☐ - IN ☐ ☐ - ☐ ☐ - ☐ ☐ - ☐ ☐

Power Supply

1 - 115 Vac 2 - 230 Vac

Included Insert

Choose from those listed below

Optional

BB - Black Body Insert

Hart® Communication

NH - No Hart® Communication


CH - Hart® Calibrator (basic commands: zero, span, trim mA)

FH - Full-Hart® Configurator, with DD library from FieldComm Group.

Profibus® Communication

NP - No Profibus® Communication

PB - Profibus® PA Communication



Technical Specifications

TA-350P / TA-650P / TA-1200P

up to 1200 °C



Models

	TA-350P	TA-650P	TA-1200P
Operating Range ambient temperature: 23 °C	from ambient temperature to 350 °C	from ambient temperature to 650 °C	50 °C to +1200 °C
Display Accuracy:	$\pm (0.1\text{ °C} + 0.1\% \text{ of reading})$	$\pm (0.1\text{ °C} + 0.1\% \text{ of reading})$	$\pm 2.20\text{ °C}$
Resolution:	0.01 °C	0.01 °C	0.1 °C
Stability:	$\pm 0.05\text{ °C}$	$\pm 0.05\text{ °C}$	$\pm 0.1\text{ °C}$
Radial Uniformity (homogeneity):	$\pm 0.02\text{ °C @ } 50\text{ °C}$ $\pm 0.03\text{ °C @ } 150\text{ °C}$ $\pm 0.04\text{ °C @ } 350\text{ °C}$	$\pm 0.05\text{ °C @ } 50\text{ °C}$ $\pm 0.10\text{ °C @ } 300\text{ °C}$ $\pm 0.20\text{ °C @ } 650\text{ °C}$	$\pm 0.05\text{ °C @ } 50\text{ °C}$ $\pm 0.15\text{ °C @ } 650\text{ °C}$ $\pm 0.20\text{ °C @ } 1100\text{ °C}$
Axial Uniformity (homogeneity) TA-350P / TA-650P (40 mm) TA-1200P (20 mm):	$\pm 0.05\text{ °C @ } 50\text{ °C}$ $\pm 0.10\text{ °C @ } 150\text{ °C}$ $\pm 0.15\text{ °C @ } 350\text{ °C}$	$\pm 0.10\text{ °C @ } 50\text{ °C}$ $\pm 0.20\text{ °C @ } 300\text{ °C}$ $\pm 0.40\text{ °C @ } 650\text{ °C}$	$\pm 0.15\text{ °C @ } 50\text{ °C}$ $\pm 0.25\text{ °C @ } 650\text{ °C}$ $\pm 0.25\text{ °C @ } 1100\text{ °C}$
Heating Time:	13 min (50 °C to 350 °C)	18 min (50 °C to 650 °C)	100 min (100 °C to 1200 °C)
Cooling Time:	12 min (350 °C to 100 °C)	22 min (650 °C to 100 °C)	5 h (1200 °C to 200 °C)
Electric Power:	500 W	1000 W	800 W
Well Diameter x Depth:	Ø 32 mm x 124 mm	Ø 32 mm x 124 mm	Ø 34 mm x 130 mm
Weight:	8.0 kg	10.0 kg	12.6 kg
Dimension (HxWxD):	260 x 200 x 305 mm	260 x 200 x 305 mm	350 x 205 x 325 mm

Order Code

Power Supply TA-350P / TA-650P / TA-1200P - ☐ - IN ☐ ☐ - ☐ ☐ - ☐ ☐

1 - 115 Vac 2 - 230 Vac

Included Insert _____

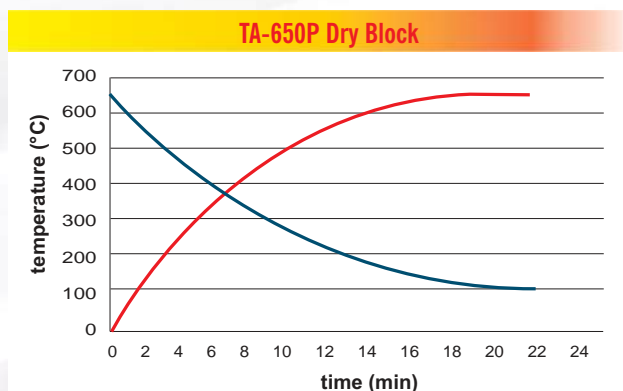
Choose from those listed below

Hart® Communication

NH - No Hart® Communication
CH - Hart® Calibrator (basic commands: zero, span, trim mA)
FH - Full-Hart® Configurator, with DD library from *FieldComm Group*.

Profibus® Communication

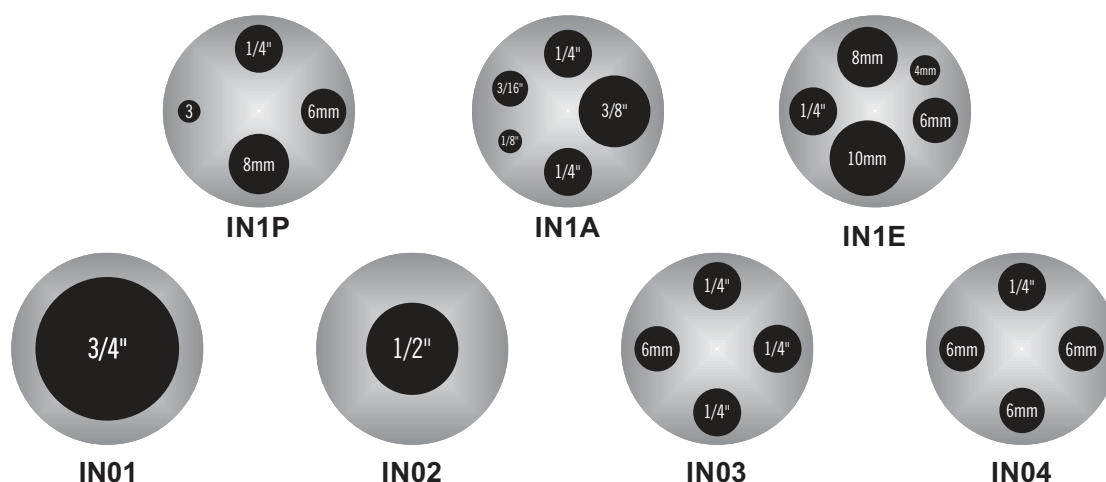
NP - No Profibus® Communication
PB - Profibus® PA Communication



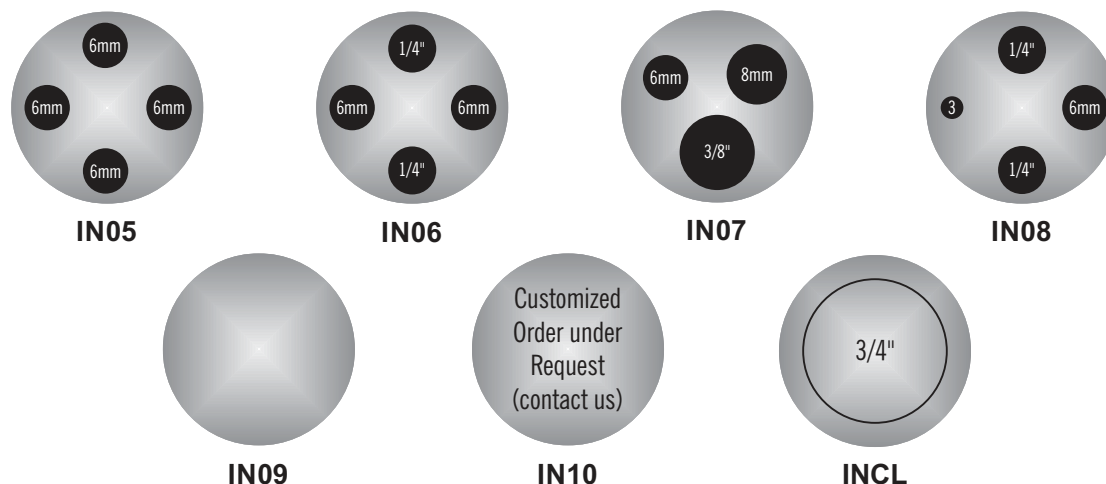
Inserts

One insert is always included in the standard delivery of the TA dry block, you can choose one insert out of these lists. Our inserts are manufactured with tolerance to guarantee a trouble free operation and get the best performance out of your calibrations.

Inserts	Holes	TA-25N / TA-35N / TA-50N	TA-25NL / TA-45NL / TA-60NL
IN1P	1 x 3mm, 1 x 6mm, 1 x 1/4", 1 x 8mm	06.04.0121-00	06.04.0125-00
IN1A	1 x 1/8", 1 x 3/16", 2 x 1/4", 1 x 3/8"	06.04.0122-00	06.04.0126-00
IN1E	1 x 4mm, 1 x 6mm, 1 x 1/4", 1 x 8mm, 1 x 10mm	06.04.0123-00	06.04.0127-00
IN01	1 x 3/4"	06.04.0011-00	06.04.0041-00
IN02	1 x 1/2"	06.04.0012-00	06.04.0042-00
IN03	1 x 6.0mm and 3 x 1/4"	06.04.0013-00	06.04.0043-00
IN04	3 x 6.0mm and 1 x 1/4"	06.04.0014-00	06.04.0044-00



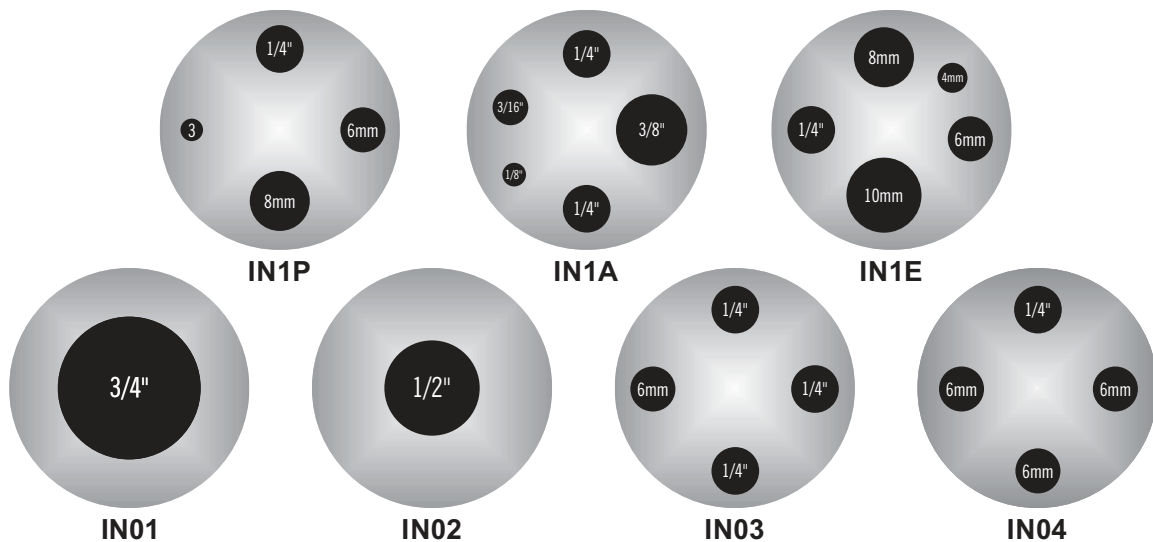
Inserts	Holes	TA-25N / TA-35N / TA-50N	TA-25NL / TA-45NL / TA-60NL
IN05	4 x 6.0mm	06.04.0015-00	06.04.0045-00
IN06	2 x 6.0mm and 2 x 1/4"	06.04.0016-00	06.04.0046-00
IN07	1 x 6.0mm, 1 x 8.0mm and 1 x 3/8"	06.04.0017-00	06.04.0047-00
IN08	1 x 6.0mm, 1 x 3.0mm and 2 x 1/4"	06.04.0018-00	06.04.0048-00
IN09	Without hole, to be drilled by the client	06.04.0019-00	06.04.0049-00
IN10	Others, under ordering	06.04.0020-00	06.04.0050-00
INCL	Cup-like insert (for use with tiny steel balls)	06.04.0086-00	—————



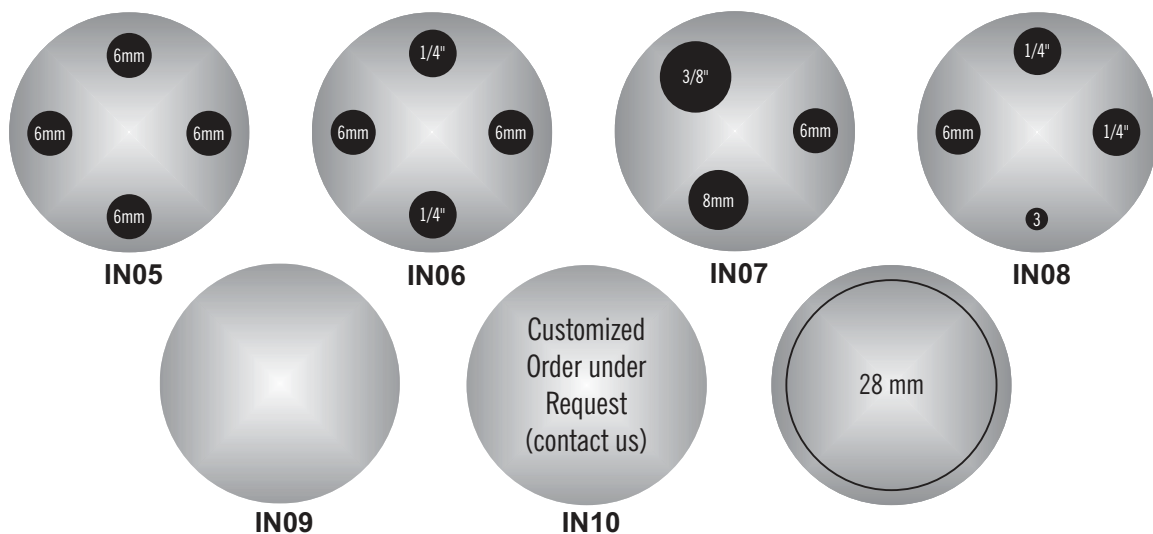
Inserts

One insert is always included in the standard delivery of the TA dry block, you can choose one insert out of these lists.
Our inserts are manufactured with tolerance to guarantee a trouble free operation and get the best performance out of your calibrations.

Inserts	Holes	TA-350PL	TA-700PL
IN1P	1 x 3mm, 1 x 6mm, 1 x 1/4", 1 x 8mm	06.04.0163-00	06.04.0159-00
IN1A	1 x 1/8", 1 x 3/16", 2 x 1/4", 1 x 3/8"	06.04.0164-00	06.04.0160-00
IN1E	1 x 4mm, 1 x 6mm, 1 x 1/4", 1 x 8mm, 1 x 10mm	06.04.0165-00	06.04.0161-00
IN01	1 x 3/4"	06.04.0166-00	06.04.0062-00
IN02	1 x 1/2"	06.04.0167-00	06.04.0063-00
IN03	1 x 6.0mm and 3 x 1/4"	06.04.0168-00	06.04.0064-00
IN04	3 x 6.0mm and 1 x 1/4"	06.04.0169-00	06.04.0065-00

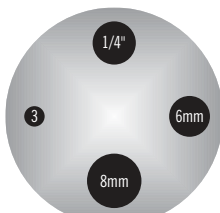


Inserts	Holes	TA-350PL	TA-700PL
IN05	4 x 6.0mm	06.04.0170-00	06.04.0066-00
IN06	2 x 6.0mm and 2 x 1/4"	06.04.0171-00	06.04.0067-00
IN07	1 x 6.0mm, 1 x 8.0mm and 1 x 3/8"	06.04.0172-00	06.04.0068-00
IN08	1 x 6.0mm, 1 x 3.0mm and 2 x 1/4"	06.04.0173-00	06.04.0069-00
IN09	Without hole, to be drilled by the client	06.04.0174-00	06.04.0070-00
IN10	Others, under ordering	06.04.0175-00	06.04.0071-00
INCL	Cup-like insert (for use with tiny steel balls)	06.04.0176-00	06.04.0162-00

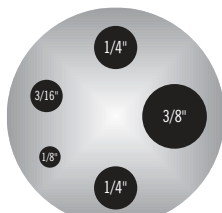


Inserts

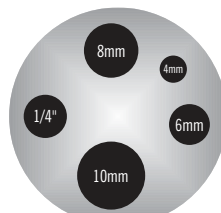
Inserts	Holes	TA-350P	TA-650P	TA-1200P
IN1P	1 x 3mm, 1 x 6mm, 1 x 1/4", 1 x 8mm	06.04.0128-00	06.04.0131-00	06.04.0156-00
IN1A	1 x 1/8", 1 x 3/16", 2 x 1/4", 1 x 3/8"	06.04.0129-00	06.04.0132-00	06.04.0157-00
IN1E	1 x 4mm, 1 x 6mm, 1 x 1/4", 1 x 8mm, 1 x 10mm	06.04.0130-00	06.04.0133-00	06.04.0158-00
IN01	1 x 3/4"	06.04.0101-00	06.04.0111-00	06.04.0031-00
IN02	1 x 1/2"	06.04.0102-00	06.04.0112-00	06.04.0032-00
IN03	1 x 6.0mm and 3 x 1/4"	06.04.0103-00	06.04.0113-00	06.04.0033-00
IN04	3 x 6.0mm and 1 x 1/4"	06.04.0104-00	06.04.0114-00	06.04.0034-00
IN05	4 x 6.0mm	06.04.0105-00	06.04.0115-00	06.04.0035-00
IN06	2 x 6.0mm and 2 x 1/4"	06.04.0106-00	06.04.0116-00	06.04.0036-00
IN07	1 x 6.0mm, 1 x 8.0mm and 1 x 3/8"	06.04.0107-00	06.04.0117-00	06.04.0037-00
IN08	1 x 6.0mm, 1 x 3.0mm and 2 x 1/4"	06.04.0108-00	06.04.0118-00	06.04.0038-00
IN09	Without hole, to be drilled by the client	06.04.0109-00	06.04.0119-00	06.04.0039-00
IN10	Others, under ordering	06.04.0110-00	06.04.0120-00	06.04.0040-00
INCL	Cup-like insert (for use with tiny steel balls)	06.04.0099-00	06.04.0100-00	—————



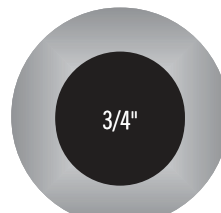
IN1P



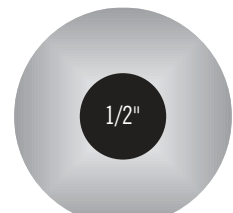
IN1A



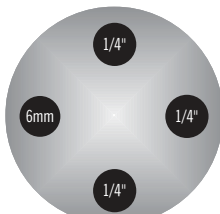
IN1E



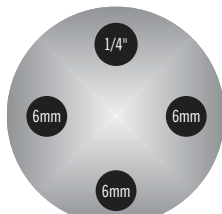
IN01



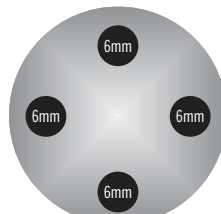
IN02



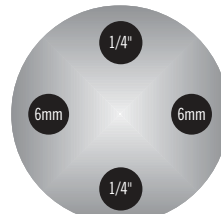
IN03



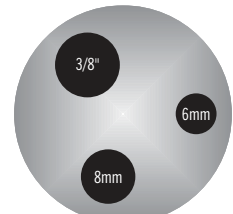
IN04



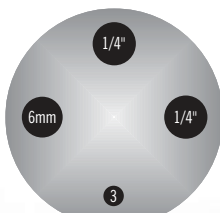
IN05




IN06



IN07




IN08



IN09



IN10



INCL

The use of unappropriated inserts and wrong material can provide unexpected results or cause damages to your unit.

In case you need a customized insert, consult your distributor or the factory. Presys can provide custom

inserts with minimum 3 mm separation between holes.

Black Body Kit

- For NL/P Family
 $\varepsilon = 0.95$



- For TA-1200P + Thermocouple
 $\varepsilon = 0.99$

The Black Body Cavity insert transforms your TA dry block calibrator in an infrared thermometer calibrator.

The insert must be associated with an external sensor (probe or thermocouple) in order to read the exact temperature of the surface.

Remember that the area targeted by the infrared thermometer to be calibrated must be less than or equal to the effective target spot size of the black body.

Stirred Liquid Kit - "NL" Family

With the Stirred Liquid Kit, you can turn the TA-25NL/45NL in a homogeneous liquid bath to calibrate your glass thermometers or specific sensors.

The removable liquid container with a sealing cap allows the storage and rapid change of the liquid.

The Magnetic Stirrer assures the homogeneity of the liquid in the container and its rotation velocity is controlled directly on the touch screen of the TA that is standard equipped with a robust brushless motor.

The probe and thermometer guide allows the insertion of various thermometers at the same time.

It is recommended to use an external reference sensor to compensate the offset between the controller and the temperature in the liquid bath.



Validation Inserts

- Insert for thermal validation applications that allows the calibration of multiple sensors.



The thermal validation process requires the use of many temperature sensors and the calibration of these sensors must be performed prior to the temperature measurements of each equipment.

With this in mind Presys has developed this custom insert that facilitates and streamlines the calibration.

Custom Sanitary Insert



- Specific designed insert for calibration of sanitary and short temperature sensors with build-in reference sensor.

Presys develops custom inserts for sanitary clamp sensors or with irregular format, when doing this the calibration will be faster, easier and accurate.

Temperature control is achieved through the use of an external reference sensor with a curve correction in the same immersion.

You can dispense the use of liquid baths and adding speed and convenience to your calibrations.

The suitable format is important to provide the necessary energy to the sanitary clamp sensor.

The surface of the sanitary sensor and the custom insert are in physical contact with each other, so that the resulting error of the heat dissipation is minimized.

Furthermore with the customized insert, the sensor is calibrated in similar conditions as in the process in which it is used on daily basis.



Surface Sensor Insert



A specific insert, with a reference sensor allowing the temperature control and measure just below the surface, has been developed to calibrate your surface sensors.



ITS-90 Fixed Point Maintainer

Our TA dry block can be used as well as an ITS-90 fixed-point cell maintainer to realize your ITS-90 calibration.



Standard Delivery

All our TA dry blocks are delivered complete with the following accessories:

- 01 x Soft Carrying Case **
- 01 x Insert Extractor
- 01 x Insert Choosen
- 01 x Cup-like Insert *
- 01 x Tiny Steel Balls Flask *
- 01 x Power Cable
- 01 x Lead Cable Kit
- 01 x Technical Manual
- 01 x Traceable Calibration Certificate.



* It is not included in TA-25NL / TA-45NL / TA-45NLL / TA-60NL / TA-300PLL and TA-1200P.

** It is not included for TA-60NL, TA-45NLL and TA-300PLL.

Optional calibration certificate done by our accredited laboratory can be requested as well as a full dry block characterisation certificate that will include all parameters requested by Euramet/cg-13/V3.0 such as axial and radial uniformities as well as loading effect.

Cup-like Insert and Tiny Steel Balls

Presys dry block calibrators are offered with an exclusive accessory consisting of a cup-like insert that is an insert drilled with the maximum allowed diameter (3/4"), proper for being filled with tiny steel balls (furnished in a plastic container).

With both the cup-like insert and the tiny balls, it is possible to calibrate temperature sensors with irregular shape or whose dimensions do not match the available insert holes. One should place the sensor to be calibrated in the insert and fulfill the remaining volume with the tiny balls.

To achieve accurate measurements it is necessary to read from an external reference sensor tied together with the sensor to be calibrated both plunged in the tiny balls.



Accessories Code

Description	Order Code
Soft Carrying Case for TA-25N / TA-35N / TA-350P / TA-650P	06.01.1031-00
Soft Carrying Case for TA-50N / TA-25NL / TA-45NL / TA-1200P / TA-350PL / TA-660PL	06.01.1032-00
Insert Extractor for TA-1200P	02.06.0087-00
Insert Extractor (other models)	02.06.0085-00
Tiny Steel Balls Flask	03.03.0144-00
Lead Cable Kit	06.07.0025-00
Power Cable Type B – US	01.14.0100-10
Power Cable Type F – Europe Universal	01.14.0089-10

PRESYS Instruments

Is a leading manufacturer and developer of calibrators for temperature, pressure and process signals as well as calibration software offering a complete solution for process calibration needs. Presys has an ISO/IEC 17025 accredited laboratory issuing accredited certificates in accordance with international standards.

PRESYS
www.presys.com.br



Your Distributor: